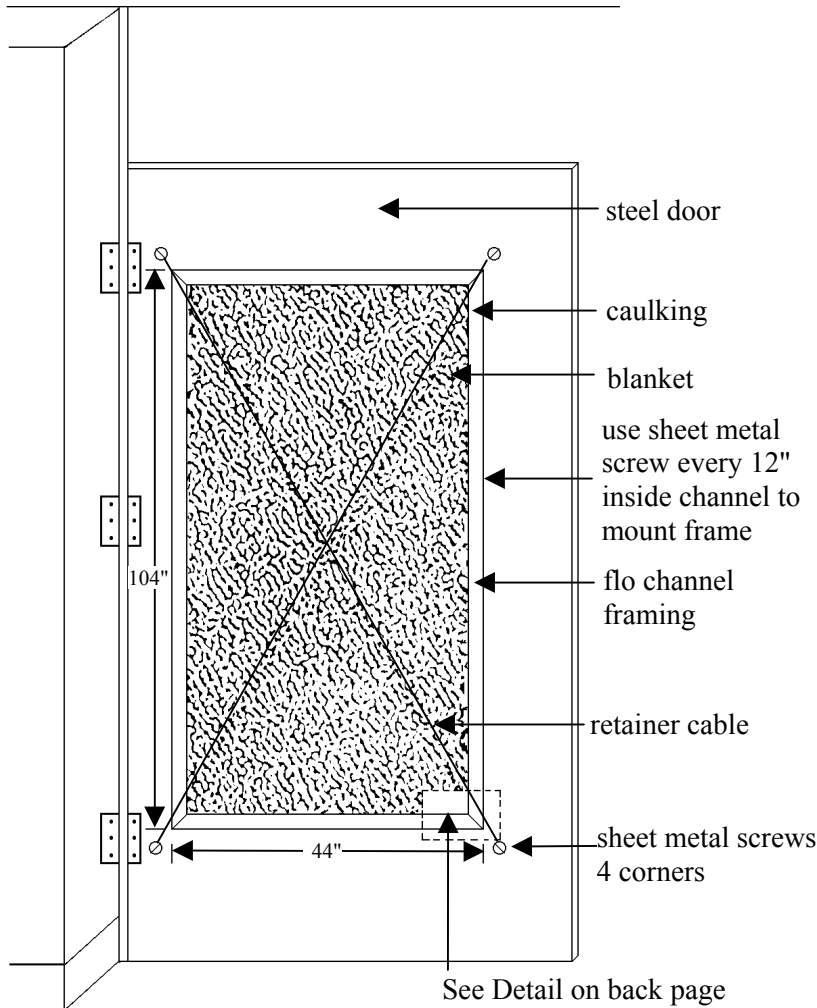


Flo Blanket and Flo Channel Framing



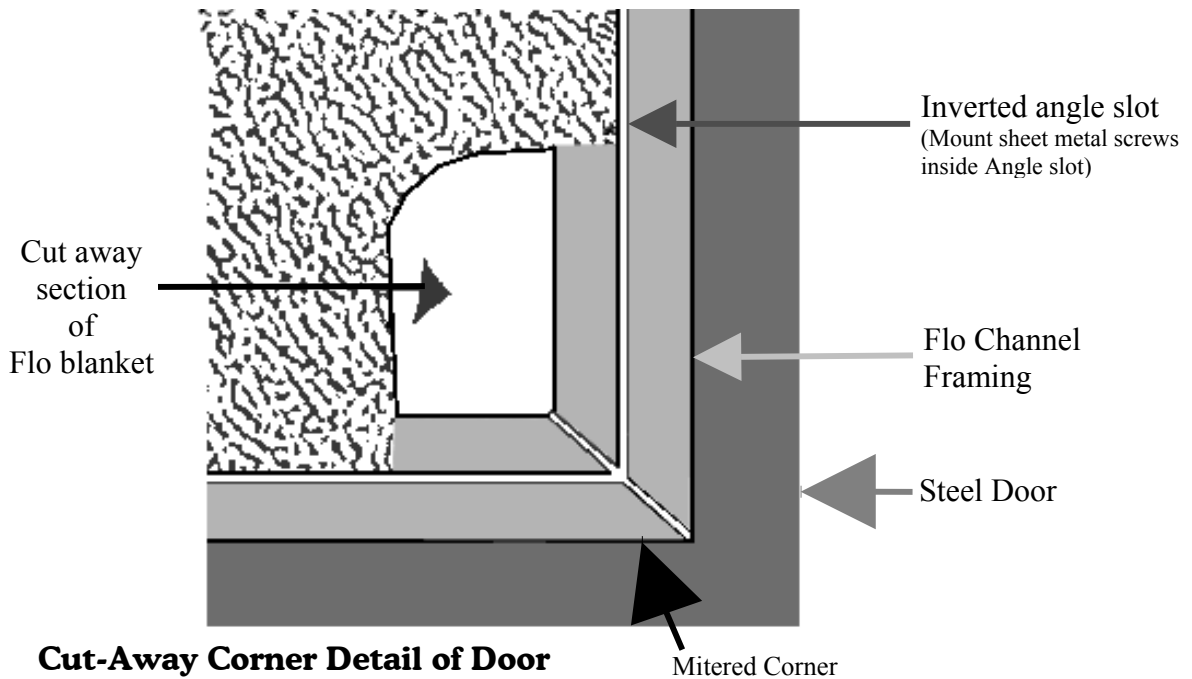
How to install:

Use twelve 5 ft. sections of Flo Channel framing. Secure Flo Channel like a picture frame outside opening in door to create a frame receptacle 44"x104" by mounting sheet metal screws every 12" inside the channel's opening. Miter corners before installation to create a continuous slot into which blanket material may be inserted. Use gray caulking to seal gap where Flo Channel frame meets steel door to prevent any possible air by-pass. Install 48"x108" Flo Blanket by placing the blanket 2" beyond the channel slot and inserting it by pressing on the polyester over the slot with a roller tool. Repeat the process for the entire frame. Place one screw outside each corner of the Flo Blanket frame and tie two cables diagonally across the blanket to hold it securely in place.

To remove the Flo blanket simply pull at the material straight towards you and the framing material will release it. Periodically, you may want to re-spray your blanket with a tackifier. Ask your Florence Filter representative for a suitable product.

Flo Blankets are available in a 2½" thick polyester media or in the same media with a built-in strainer mat. Both blankets should be tackified to provide best dust-catching results.

Flo Channel Framing

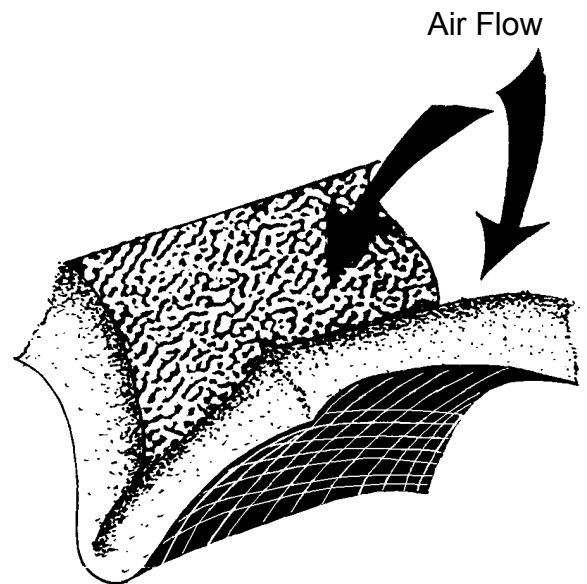


Product Data:

Flo Blanket framing is made from $1\frac{5}{16}$ x $1\frac{5}{16}$ x 5' PVC extrusion that has a longitudinal slot into which the blanket can be inserted. The slot's inverted angle will allow Flo Blanket material to be easily inserted with a roller tool. However, when pulling at the Flo Blanket, the inverted channel frame will pull shut and securely lock the Flo Blanket in place. After the frame, also known as Zip Lock, is installed, it is then caulked to the steel door to avoid air by-pass. Flo Channel Framing is sold in 5-ft. lengths.

Flo Blanket Kit parts summary:

- 2 - 48"x108" standard Flo Blankets
- 64 - $\frac{3}{4}$ " sheet metal screws
- 12 - 5 ft. section of zip lock
- 1 - Installation roller tool
- 2 - Tubes of gray caulking
- 2 - Rolls of retainer cable



Flo Blanket Detail



FLORENCE FILTER CORPORATION

"Air Filtration Products since 1971"

530 W. Manville • Compton • California 90220
(310) 637-1137 • FAX (310) 631-4323 • (800) 776-2021