



# MAGNA

## 950, 1000 & 1100 Series

### FEATURES

The Glasfloss Magna Series HEPA grade air filters are designed for high efficiency commercial and industrial applications. Magna Series efficiency ranges include: 950 Series - 95%, 1000 Series - 99.97% and 1100 Series - 99.99% all based on a .30 micron size particle. Glasfloss Magna filters are produced in a wide range of sizes, frame types and header combinations and are ideal for converting or upgrading existing systems. As an option, Glasfloss High Capacity Magna filter models are also available for higher velocity applications and incorporate more media area for lower resistance.

### CONSTRUCTION


The Glasfloss Magna Series shall be manufactured with high efficiency glass microfiber media that is gently pleated to form the media pack. Rolled edge aluminum separators are inserted between each pleat to provide an extensive open-area for airflow and to stabilize the media pack. A heavy-duty galvanized metal frame or particleboard frame shall encapsulate the media pack. A self-extinguishing adhesive shall completely bond the media pack inside the filter frame to prevent air bypass. An external neoprene gasket is standard on the filter. Each Magna filter is packaged into a heavy-duty carton to help protect the filter from damage.

### APPLICATIONS

The Glasfloss Magna Series is designed for use where a high degree of cleanliness is required and contaminants must be removed to protect health, products or building interiors. The filters are ideal in a variety of applications including: hospitals, manufacturing plants, microelectronics component assembly, negative air machines, biological hoods and food processing.

### OPTIONS

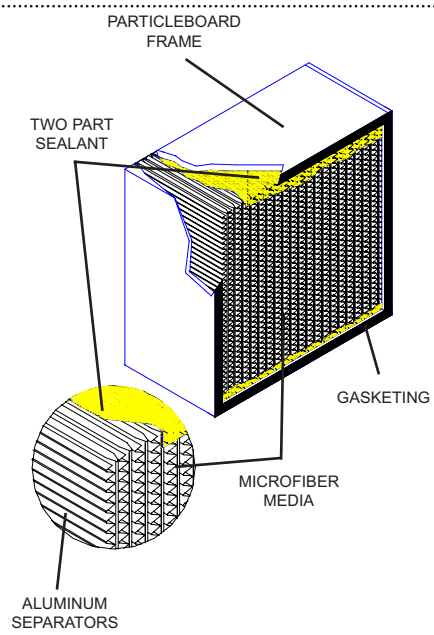
- As an option, and upon request, Magna 950 Series - 95% and 1000 Series - 99.97% filters can be tested for leaks based on a near-monodispersed .30 micron size particle.
- Each Magna 1100 Series - 99.99% filter is tested for leaks based on a near-monodispersed .30 micron size particle.
- An optional expanded metal wire lath face guard can be placed on air entry and/or the air leaving sides of the filter.



- High Efficiency Glass Microfiber
- Heavy-duty 3/4" Particleboard or Galvanized Metal Frames
- Two Part Polyurethane Sealant
- Standard Neoprene Gasketing
- High Capacity Filters Available

### SPECIFICATIONS

The frame shall be made of a rigid high-density 3/4" particleboard or 18 gauge galvanized metal, (26 gauge galvanized metal frame is used for the Magna 950 Series - 95%). A 26 gauge galvanized steel header is available on the metal frame and an aluminum header is optional for the particleboard. The media shall be constructed of a water resistant, inorganic glass microfiber. For quality assurance, the glass microfiber media rolls are randomly tested and certified to meet minimum efficiency requirements by the media manufacturer. The media pack shall consist of a continuous sheet of the pleated glass microfiber. The pleated media pack is separated with multiple rolled edge corrugated aluminum separators. The media cartridge shall be sealed with a fire retarding, rubber base, two-part sealant that bonds the media and separators to the interior of the frame. A 1/4" thick closed cell neoprene gasket shall be applied on the filter. The filter shall be rated to withstand temperatures at a continuous 180° Fahrenheit. The 95%, 99.97% and 99.99% Magna filters shall be rated Class 2 under U. L. Std. 900.



# MAGNA

950, 1000 & 1100 Series

## 950 Series - 95%

BASE MODEL NUMBER	SIZE H x W x D NOMINAL	SIZE H x W x D EXACT	RATED VELOCITY FPM		INITIAL RESIST. IN. W.G.		MEDIA SQUARE FEET		SIZE H x W x D NOMINAL MM	RATED VELOCITY M/H		INITIAL RESIST. PASCALS	
			Std.	H.C.	Std.	H.C.	Std.	H.C.		Std.	H.C.	Std.	H.C.
0808A4	8 x 8 x 6	8 x 8 x 5-7/8	175	-	.50"	-	13.06	-	203 x 203 x 149	3202.5	-	124.4	-
1212A4	12 x 12 x 6	12 x 12 x 5-7/8	175	-	.50"	-	29.75	-	305 x 305 x 149	3202.5	-	124.4	-
1224A4	12 x 24 x 6	12 x 24 x 5-7/8	175	-	.50"	-	58.75	-	305 x 610 x 149	3202.5	-	124.4	-
1824A4	18 x 24 x 6	18 x 24 x 5-7/8	175	-	.50"	-	88.13	-	457 x 610 x 149	3202.5	-	124.4	-
2424A4	24 x 24 x 6	24 x 24 x 5-7/8	175	-	.50"	-	117.50	-	610 x 610 x 149	3202.5	-	124.4	-
2430A4	24 x 30 x 6	24 x 30 x 5-7/8	175	-	.50"	-	146.88	-	610 x 762 x 149	3202.5	-	124.4	-
2436A4	24 x 36 x 6	24 x 36 x 5-7/8	175	-	.50"	-	176.00	-	610 x 914 x 149	3202.5	-	124.4	-
2448A4	24 x 48 x 6	24 x 48 x 5-7/8	175	-	.50"	-	235.00	-	610 x 1219 x 149	3202.5	-	124.4	-
1212B4	12 x 12 x 12	12 x 12 x 11-1/2	275	500	.50"	.60"	57.50	69.00	305 x 305 x 292	5032.5	9150	124.4	149.3
11F23FB4	12 x 24 x 12	11-3/8 x 23-3/8 x 11-1/2	275	500	.50"	.60"	106.17	127.40	289 x 594 x 292	5032.5	9150	124.4	149.3
1224B4	12 x 24 x 12	12 x 24 x 11-1/2	275	500	.50"	.60"	115.00	138.00	305 x 610 x 292	5032.5	9150	124.4	149.3
1824B4	18 x 24 x 12	18 x 24 x 11-1/2	275	500	.50"	.60"	172.50	207.00	457 x 610 x 292	5032.5	9150	124.4	149.3
23F23FB4	24 x 24 x 12	23-3/8 x 23-3/8 x 11-1/2	275	500	.50"	.60"	218.18	261.82	594 x 594 x 292	5032.5	9150	124.4	149.3
2424B4	24 x 24 x 12	24 x 24 x 11-1/2	275	500	.50"	.60"	230.00	276.00	610 x 610 x 292	5032.5	9150	124.4	149.3
2430B4	24 x 30 x 12	24 x 30 x 11-1/2	275	500	.50"	.60"	287.50	345.00	610 x 762 x 292	5032.5	9150	124.4	149.3

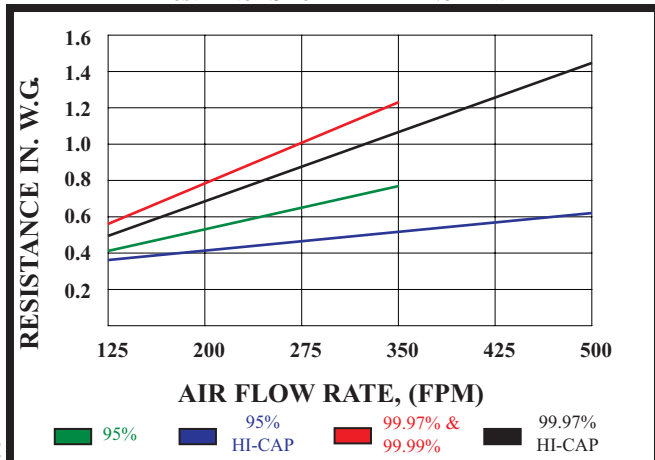
## 1000 Series - 99.97%

0808A5	8 x 8 x 6	8 x 8 x 5-7/8	175	-	1.0"	-	7.87	-	203 x 203 x 149	3202.5	-	248.8	-
1212A5	12 x 12 x 6	12 x 12 x 5-7/8	175	-	1.0"	-	20.93	-	305 x 305 x 149	3202.5	-	248.8	-
1224A5	12 x 24 x 6	12 x 24 x 5-7/8	175	-	1.0"	-	44.84	-	305 x 610 x 149	3202.5	-	248.8	-
1818A5	18 x 18 x 6	18 x 18 x 5-7/8	175	-	1.0"	-	51.68	-	457 x 457 x 149	3202.5	-	248.8	-
1824A5	18 x 24 x 6	18 x 24 x 5-7/8	175	-	1.0"	-	70.47	-	457 x 610 x 149	3202.5	-	248.8	-
2424A5	24 x 24 x 6	24 x 24 x 5-7/8	175	-	1.0"	-	96.09	-	610 x 610 x 149	3202.5	-	248.8	-
2430A5	24 x 30 x 6	24 x 30 x 5-7/8	175	-	1.0"	-	123.32	-	610 x 762 x 149	3202.5	-	248.8	-
2436A5	24 x 36 x 6	24 x 36 x 5-7/8	175	-	1.0"	-	148.95	-	610 x 914 x 149	3202.5	-	248.8	-
2448A5	24 x 48 x 6	24 x 48 x 5-7/8	175	-	1.0"	-	200.20	-	610 x 1219 x 19	3202.5	-	248.8	-
2460A5	24 x 60 x 6	24 x 60 x 5-7/8	175	-	1.0"	-	253.05	-	610 x 1524 x 149	3202.5	-	248.8	-
2472A5	24 x 72 x 6	24 x 72 x 5-7/8	175	-	1.0"	-	304.30	-	610 x 1829 x 149	3202.5	-	248.8	-
*3024A5	*30 x 24 x 6	30 x 24 x 5-7/8	175	-	1.0"	-	121.72	-	762 x 610 x 149	3202.5	-	248.8	-
*3030A5	*30 x 30 x 6	30 x 30 x 5-7/8	175	-	1.0"	-	156.21	-	762 x 762 x 149	3202.5	-	248.8	-
*3036A5	*30 x 36 x 6	30 x 36 x 5-7/8	175	-	1.0"	-	188.66	-	762 x 914 x 149	3202.5	-	248.8	-
*3048A5	*30 x 48 x 6	30 x 48 x 5-7/8	175	-	1.0"	-	253.58	-	762 x 1219 x 149	3202.5	-	248.8	-
*3060A5	*30 x 60 x 6	30 x 60 x 5-7/8	175	-	1.0"	-	320.53	-	762 x 1524 x 149	3202.5	-	248.8	-
*3072A5	*30 x 72 x 6	30 x 72 x 5-7/8	175	-	1.0"	-	385.44	-	762 x 1829 x 149	3202.5	-	248.8	-
*3624A5	*36 x 24 x 6	36 x 24 x 5-7/8	175	-	1.0"	-	147.34	-	914 x 610 x 149	3202.5	-	248.8	-
*3630A5	*36 x 30 x 6	36 x 30 x 5-7/8	175	-	1.0"	-	189.09	-	914 x 762 x 149	3202.5	-	248.8	-
*3636A5	*36 x 36 x 6	36 x 36 x 5-7/8	175	-	1.0"	-	228.38	-	914 x 914 x 149	3202.5	-	248.8	-
*3648A5	*36 x 48 x 6	36 x 48 x 5-7/8	175	-	1.0"	-	306.97	-	914 x 1219 x 149	3202.5	-	248.8	-
*3660A5	*36 x 60 x 6	36 x 60 x 5-7/8	175	-	1.0"	-	388.01	-	914 x 1524 x 149	3202.5	-	248.8	-
*3672A5	*36 x 72 x 6	36 x 72 x 5-7/8	175	-	1.0"	-	466.53	-	914 x 1829 x 149	3202.5	-	248.8	-
1212B5	12 x 12 x 12	12 x 12 x 11-1/2	275	500	1.0"	1.45"	42.88	50.53	305 x 305 x 292	5032.5	9150	248.8	360.6
11F23FB5	12 x 24 x 12	11-3/8 x 23-3/8 x 11-1/2	275	500	1.0"	1.45"	84.97	100.81	289 x 594 x 292	5032.5	9150	248.8	360.6
1224B5	12 x 24 x 12	12 x 24 x 11-1/2	275	500	1.0"	1.45"	91.88	110.25	305 x 610 x 292	5032.5	9150	248.8	360.6
1824B5	18 x 24 x 12	18 x 24 x 11-1/2	275	500	1.0"	1.45"	144.38	173.25	457 x 610 x 292	5032.5	9150	248.8	360.6
23F23FB5	24 x 24 x 12	23-3/8 x 23-3/8 x 11-1/2	275	500	1.0"	1.45"	188.22	223.31	594 x 594 x 292	5032.5	9150	248.8	360.6
2424B5	24 x 24 x 12	24 x 24 x 11-1/2	275	500	1.0"	1.45"	196.88	236.25	610 x 610 x 292	5032.5	9150	248.8	360.6
2430B5	24 x 30 x 12	24 x 30 x 11-1/2	275	500	1.0"	1.45"	252.66	298.59	610 x 762 x 292	5032.5	9150	248.8	360.6

\*Available in particle board only. Tolerances shall be +/- 1/16" for height and width. The frame depth shall not exceed 5-7/8" and 11-1/2". For 1100 Series - 99.99% replace 5 with 6 in the base part number. Hi Capacity contains 20% more media.

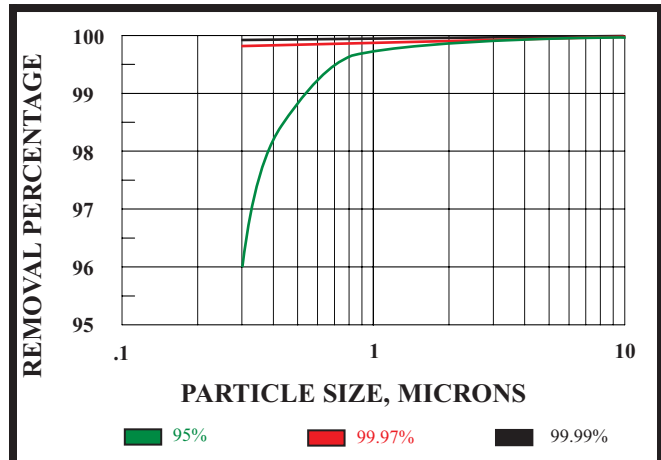
### STANDARD PRESSURE DROP

Test Filter Size 24" x 24" Nominal










### MINIMUM PARTICLE SIZE EFFICIENCY

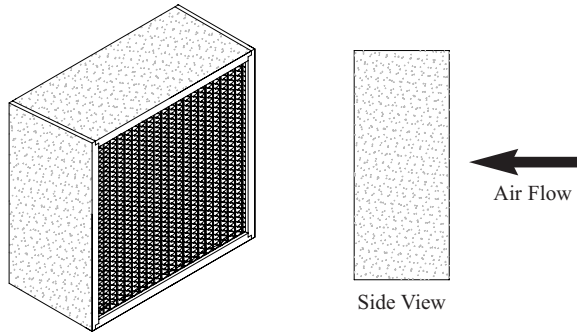
Test Filter Size 24" x 24" Nominal



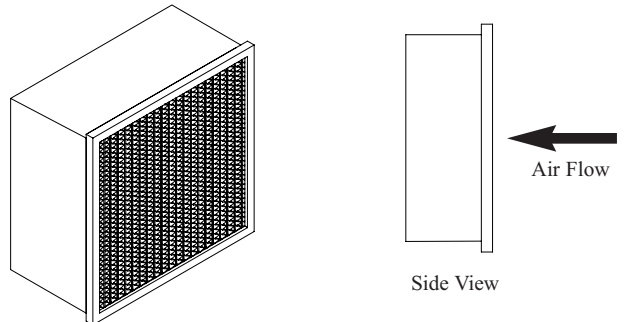
**PART NUMBER CONFIGURATION**

PREFIX	FRAME MATERIAL	FRAME STYLE	BASE MODEL NUMBER	GASKET LOCATION	FACE GUARDS	CAPACITY
 MAG	 P = PARTICLE BOARD G = GALVANIZED METAL	 B = BOX STYLE H = SINGLE HEADER D = DOUBLE HEADER	 SELECT BASE MODEL NO. FROM CHART FOR DESIRED SIZE AND EFFICIENCY OR INSERT EXACT SIZE AND EFFICIENCY FOR SPECIAL SIZE MAGNA FILTERS	 O = NO GASKET <b>BOX STYLE</b> A = AIR EXIT B = AIR ENTRY C = AIR EXIT/ENTRY D = SIDE LOAD <b>SINGLE HEADER</b> E = AIR ENTRY/EXIT F = AIR ENTRY H = AIR EXIT J = SIDE LOAD S = ONE VERTICAL SIDE <b>DOUBLE HEADER</b> K = AIR ENTRY/EXIT M = AIR ENTRY P = AIR EXIT Q = SIDE LOAD	 X = NONE 1 = BACK SIDE 2 = FRONT SIDE 3 = BOTH SIDES	 BLANK = REGULAR H = HI CAPACITY L = LOW CAPACITY

**WOOD BOX**

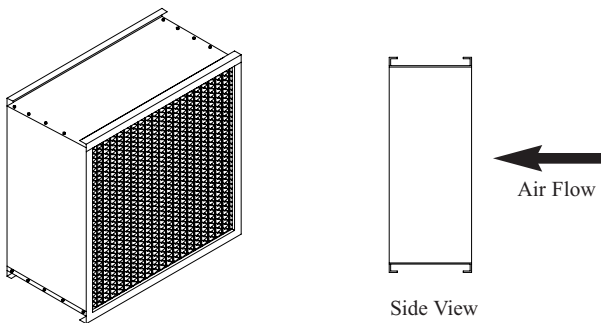


**SINGLE HEADER**

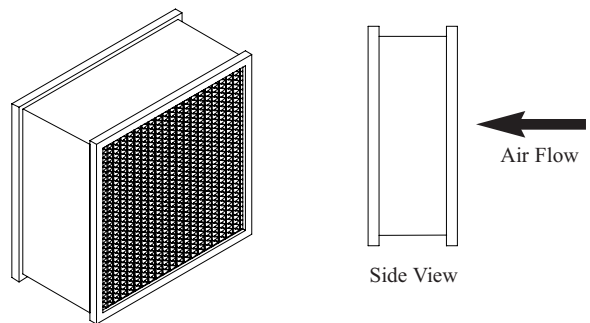


**METAL BOX**

"DOUBLE TURNED FLANGE, 18 ga."



**DOUBLE HEADER**



### Features:

- Quality Assurance - the Magna 950 Series - 95%, 1000 Series - 99.97% and 1100 Series - 99.99% filters incorporate glass microfiber media rolls that are randomly tested and certified to meet minimum efficiency requirements by the media manufacturer. In addition, Glasfloss randomly selects and tests filters for leaks under a rigorous quality control program.
- Media produced from glass microfibers are moisture resistant and will not support microbial growth.
- Magna 99.99% filters are tested for leaks based on near-monodispersed .30 micron size particle.
- Frame is available in either 3/4" particleboard or 18 gauge galvanized metal for the 1000 Series - 99.97% and 1100 Series - 99.99%. A 26 gauge galvanized metal frame is used for the Magna 950 Series - 95%.
- Aluminum separators incorporate rolled edges that help prevent media chaffing and damage in handling.
- The filter cartridge is bonded within the frame using a two-part sealant that isolates the filter from external shock and prevents air bypass.
- Neoprene closed cell gasket is standard on each filter.
- Magna 950 Series - 95%, 1000 Series - 99.97% and 1100 Series - 99.99% are available in standard and special size face dimensions.

### Optional Features:

- Upon request, the Magna 950 Series - 95%, 1000 Series - 99.97% shall be individually tested for leaks based on near-monodispersed .30 micron size particle.
- An expanded metal wire lath face guard can be placed on air entry and/or the air leaving side of the filter.
- An aluminum header is available on the particleboard frame.
- High capacity and turbine style filters are available.



## SPECIFICATIONS FOR MAGNA SERIES

The filter element shall be factory constructed by pleating a continuous sheet of glass microfiber media into uniform spaced pleats which are separated by rolled edge corrugated aluminum. The efficiency shall be 95%, 99.97% or 99.99% based on a near-monodispersed .30 micron size particle. This filter pack shall be encased in a rigid frame of 3/4" particleboard or 18 gauge galvanized steel for the 1000 Series - 99.97% and 1100 Series - 99.99% efficiencies (26 gauge galvanized metal frame is used for the 950 Series - 95%). The frame shall not exceed 5-7/8" or 11-1/2" in depth, and standard tolerances shall be +/- 1/16" on height and width. A closed cell neoprene gasket shall be applied to the filter. Each filter shall be packaged into a heavy-duty carton. Filters shall be listed U.L. Class 2 under Std. 900.



Distributed by:



## Florence Filter Corporation

*"Over 35 Years of Filter Excellence"*

[www.florencefilter.com](http://www.florencefilter.com) \* [sales@florencefilter.com](mailto:sales@florencefilter.com)

530 West Manville Street \* Compton, CA 90220

(310) 637-1137 \* Fax (310) 631-4323 \* Outside California (800) 776-2021

**"Serving You With Locations Throughout The Nation"**